



Unit: 1.6 Animated Story Books

Key Learning

- To introduce e-books and the 2Create a Story tool.
- To add animation to a story.
- To add sound to a story, including voice recording and music the children have composed.
- To work on a more complex story, including adding backgrounds and copying and pasting pages.
- To share e-books on a class display board.

Key Resources



Key Vocabulary

Animation

Process of giving the illusion of movement to drawings and models.

Font

The style of text used in a piece of writing on the computer or tablet.

Sound Effect

A sound other than speech or music made for use in a play, film or computer file.

E-Book

A book that can be read on the computer or on a tablet.

File

A piece of work on the computer.

Display Board

A way to share your work on Purple Mash.



Unit: 1.6 Animated Story Books

Key Images



Open, close or share a file




Plan out your story



Play your story




Add animation and sounds to the story




Choose a story background



Undo or redo the last action



Choose the font for the story



Copy and paste

Key Questions

What is 2Create a Story?

With 2Create a Story, you can create e-books including animated pages, sounds, narration and music.

What is an animated story?

An animated story is a story where the images in the foreground can move in a variety of ways.

How can I make my story better?

As well as adding animation to the story, it can be improved by adding sounds or sound effects to the different pages.